


ONLINE CELTA TECH REQUIREMENTS



[CELTA**ASTURIAS**.COM](https://www.celtaasturias.com)





Equipment - part 1

The following equipment is required to take part in the Online Cambridge CELTA Course:

- **computer/laptop** – we recommend a screen resolution of 1024x768 pixels
- **internet connection** – we recommend you use a reliable broadband-speed connection to be able to handle progressively downloaded videos and virtual classroom sessions with audio: even if your WiFi seems stable, connect via a cable

CONNECTING TO THE INTERNET VIA THE ETHERNET CABLE

You can see an Ethernet cable in the photo.

Get a good one: Cat. 6 or 7 give you the best speed and you can get almost as long a cable as you want.

Connect your laptop/PC to the WiFi router using the cable. Then, turn off WiFi on your computer to connect via the cable only.



Equipment - part 2

The following equipment is required to take part in the Online Cambridge CELTA Course:

- **a good quality video camera** (built-in or USB-connected) compatible with your laptop/ computer for live sessions on Zoom – students need to see your face clearly
- **a good quality headset with headphones and built-in microphone** (external speakers create audio feedback/echo and computer microphones pick up background noises) - see an example in the photo




ZOOM - minimum requirements

We strongly recommend the following minimum hardware, operational system, RAM, bandwidth and browser specifications to be able to participate effectively in online training on ZOOM:

[CLICK HERE](#)

Please note: You need to use a laptop or a PC to teach effectively and participate in live CELTA sessions on ZOOM - you **cannot** connect via 2 different devices (e.g. laptop for sound and smartphone for video).



zoom

Join a Meeting

Sign In

ZOOM application - ZOOM Meetings

You only need the **free** version of the ZOOM Meetings application but it needs to be installed on your device - laptop or computer (not a mobile device!).

Please start using ZOOM Meetings application (different from ZOOM used via browser) before the course starts.

You can set up your FREE account and download the application in minutes - [CLICK HERE](#)

Download the application and install it on your desktop.


Check for updates if you have the app - [CLICK HERE](#)



Gmail



Google Drive



Google Classroom

Gmail & Google apps

We will be using **Google Drive** to share all the materials with you so setting up a **Gmail account** is necessary.

We strongly recommend creating a Gmail account just for the purposes of the course e.g. yourname.celta@gmail.com

The **Google Drive** attached to your **CELTA-only Gmail account** is exactly what you need.

Use online tutorials to learn how to use Google Drive and Classroom folders before the course starts.

Google Drive tutorials : [CLICK HERE](#)

Google Classroom for Students tutorials: [CLICK HERE](#)



Google Docs


Google Docs

You need to be a confident user of **Google Docs** before the course starts. This app will be used to share lesson planning and assignment documents. [Make sure you use the app attached to your CELTA-only Gmail account.](#)

You can also use Microsoft Word for the course (either PC or Mac version) and upload the documents to edit them later in **Google Docs**. Remember: open source programmes won't work.

Google Docs [basics](#) tutorial: [CLICK HERE](#)

Google Docs [comments](#) tutorial: [CLICK HERE](#)



Google Slides


Google Slides

You need to be a confident user of **Google Slides** before the course starts. This app will be used to share lesson slides when planning and teaching. [Make sure you use the app attached to your CELTA-only Gmail account.](#)

You can also use Microsoft Powerpoint for the course (either PC or Mac version) and upload the slides to edit them later in **Google Slides**. Remember: open source programmes won't work.

Google Slides basics tutorial: [CLICK HERE](#)


Google Slides comments tutorial: [CLICK HERE](#)



PDF Viewer - Adobe PDF Reader

You will need a PDF viewing app, preferably **Adobe Acrobat Reader**.

Download **free** Adobe PDF Reader app - [CLICK HERE](#)




edpuzzle

EDPUZZLE

Your online lesson observations will be done via free EDPUZZLE app.

You need to create a free **STUDENT account** using your CELTA-only Gmail address.

[CLICK HERE](#)



grammarly

Proofreading apps - GRAMMARLY

Install **Grammarly** and use it together with the proofreading/editing app embedded in Microsoft Office Word / Google Docs to proofread all your documents.

[CLICK HERE](#)

Link it to your [CELTA-only Gmail account](#) to have your Google slides and Google docs proofread before you submit them for assessment.



Images for your lessons

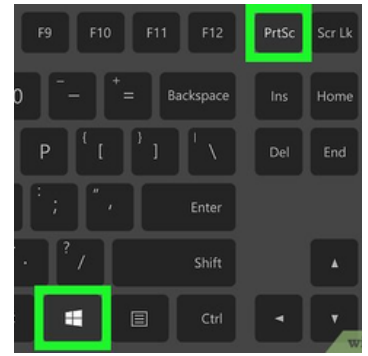
You will be using digital images to create your lesson materials.

You can use these royalty-free high-quality photo stock websites without breaching the copyright law:

[Pixabay.com](https://pixabay.com)

[Unsplash.com](https://unsplash.com)

[Pexels.com](https://pexels.com)



Screenshots

You will need to use screenshots while planning and teaching.

Learn how to do it before the course starts:

- save the screenshot,
- find the image file on your desktop
- and open it.

·Screenshots on Windows: [CLICK HERE](#)

Screenshots on Mac: [CLICK HERE](#)



WhatsApp

Whatsapp

Apart from emails, we will be communicating via Whatsapp.

Please install it on your computer or better, on your smartphone.


[CLICK HERE](#)



CELTA ASTURIAS
EXPERT ENGLISH

ONLINE CELTA ASTURIAS

[CELTA**ASTURIAS**.COM](https://celtaasturias.com)



**Cambridge Assessment
English**

Authorised Centre